



// ONE BRAND // ONE SOURCE // ONE SYSTEM

GREEN & CLEVER



NEW!
100% solvent free tyre
repair system!
Patent pending!

// SERVICE // MATERIAL PROCESSING // SURFACE PROTECTION // AUTOMOTIVE

REPAIR PATCH M-RCF, SERIE 400

Repair patches for the cement-free repair of injuries on radial tube-type and tubeless tyres for one-step vulcanizing systems.

PIONEERING/ENVIRONMENT-FRIENDLY/UP TO 40% TIME SAVING



REPAIR PATCH M-RCF, SERIE 400 GREEN AND CLEVER

"Repair, don't replace!" – Today like yesterday this is our traditional REMA TIP TOP philosophy. Furthermore, we are committed to supporting our customers in their sustainability efforts. With our tyre repair system related to the patch series M-RCF 400 we managed to develop the first 100% solvent free system ever.

The special features of our repair materials are:

- High bond strengths with reserves even under extreme strain
- Practice-oriented time span between patch application and vulcanization
- No cement pasting necessary for patch application – this saves time and costs
- No influence of drying times on repair result quality
- Up to 40% less repair time, as drying time can be skipped
- No additional requirements for solvent exhaustion to be observed
- Sustainable proof of environmentally friendly tyre repair
- No limitations resulting from requirements concerning storage of hazardous products, risk assessment etc.
- Modular patch construction for a significant reduction of patch variations
- All typical damage sizes covered with less storage expenditure
- Easier patch allocation for reduced processing effort
- Patent pending

Patch application without additional solvent-containing chemicals – no problem when using the right tools!

Steps of preparation at ARC-system without mechanical pressure on patches:




1. Clean the inner liner around the repair area
 2. Prepare the damage as usual
 3. Select the correct patch from M-RCF series
 4. Detach and re-apply the red protective foil of patch
 5. Put the patch into the RCF-box for pre-heating
 6. Switch the timer of RCF-box to 7 minutes
 7. Buff the inner liner on patch contact area with soft grit of silver class tool
 8. Remove buffing-dust with vacuum cleaner
 9. Take out the patch from the RCF-box
 10. Position the patch, remove foil and stitch well
 11. Apply RCF SEALER PLUS around patch edges
 12. Give the tyre into curing process
 13. Inspect the result of repair after curing process
- FINISHED**

Steps of preparation at double envelope system or curing molds with mechanical pressure on patches:

1. Clean the inner liner around the repair area
 2. Prepare the damage as usual
 3. Select the correct patch from M-RCF series
 4. Detach and re-apply the red protective foil of patch
 5. Put the patch into the RCF-box for pre-heating
 6. Switch the timer of RCF-box to 7 minutes
 7. Buff the inner liner on patch contact area with rough grit of gold class tool
 8. Remove buffing-dust with vacuum cleaner
 9. Take out the patch from the RCF-box
 10. Position the patch, remove foil and stitch well
 11. Give the tyre into curing process
 12. Inspect the result of repair after curing process
 13. Apply RCF SEALER PLUS around patch edges
- FINISHED**

REPAIR PATCH M-RCF, SERIE 400 GREEN AND CLEVER

Delivery program

Ref. No.	Description	Number of plies	Size	Content			
512 3100	M-RCF 410	1	83 x 60 mm L x B	20	•		
512 3200	M-RCF 420	1	124 x 80 mm L x B	10	•	•	•
512 3210	M-RCF 420 +	2	124 x 80 mm L x B	10		•	•
512 3240	M-RCF 424	2	220 x 80 mm L x B	10		•	
512 3250	M-RCF 425 +	3	133 x 122 mm L x B	10		•	
512 3270	M-RCF 426	3	270 x 80 mm L x B	10		•	
512 3400	M-RCF 440	2	200 x 110 mm L x B	10		•	•
512 3410	M-RCF 440 +	3	200 x 110 mm L x B	10		•	•
512 3420	M-RCF 442	3	270 x 140 mm L x B	10		•	•
512 3430	M-RCF 442 +	4	270 x 140 mm L x B	10		•	•

Accessories



517 3260, 517 3270



515 9091



593 2010



595 8380



595 4330



595 4656

Ref. No.	Description	Content
517 3260	RCF SYSTEM BOX, 230 V, for preheating of the repair patches	1
517 3270	RCF SYSTEM BOX, 115 V for preheating of the repair patches	1
515 9091	RCF SEALER-PLUS, solvent-free, for sealing of the repair location	1
593 2010	RCF FAST DRY BUFFER, solvent-free, for cleaning of the repair location	1
595 8380	RCF round headed brush for cleaning of the repair patch with RCF FAST DRY BUFFER	1
595 4330	Dome rasp K 36 „Gold Class“ for a highly structured buffed surface according to RMA 4 for vulcanization under mechanical pressure (for example exerted by inner cover)	1
595 4656	Dome rasp K 36 „Silver Class“ for a finely structured buffed surface according to RMA 2-3 for vulcanization without mechanical pressure (for example in ARC system)	1



Your local partner



// ONE BRAND // ONE SOURCE // ONE SYSTEM

- // SERVICE
- // MATERIAL PROCESSING
- // SURFACE PROTECTION
- // AUTOMOTIVE

REMA TIP TOP AG
Gruber Strasse 65 · 85586 Poing / Germany
Phone: +49 8121 707-0
Fax: +49 8121 707-10 222
info@tiptop.de
www.rema-tiptop.com



5811011 - V.16 Printed in Germany

